

Scaled data based on original data using
LM-79-08 Approved Method: Electrical and Photometric Measurements of Solid-
State Lighting Products

Test Report Prepared for
Cooper Lighting Solutions
(formerly Eaton)

Brand: STREETWORKS

Report Number: P452628

Luminaire Tested: **GLAN-SA3C-760-U-5WQ**

Issue Date: 1/4/2021

Test Information

Test Method: LM-79-08
Report Number: P452628
TEST IS SCALED FROM IESNA LM-79-08 TEST DATA (G3-2011-042-1)
Test Lab: INNOVATION CENTER
Issue Date: 1/4/2021
Manufacturer: COOPER LIGHTING SOLUTIONS (FORMERLY EATON)
Product Line: STREETWORKS
Catalog Number: GLAN-SA3C-760-U-5WQ
Description: GALLEON AREA AND ROADWAY LUMINAIRE
(3) 70 CRI, 5700K, 1050mA LIGHTSQUARES WITH 16 LEDS EACH AND TYPE V WIDE OPTICS
Light Source: -
Ballast/Driver: ELECTRONIC DRIVER

Summary

Lumens per Lamp: N/A
Luminaire Lumens: 21966 lumens
Efficiency: N/A
Efficacy: 137.3 lumens/watt
Luminous Opening: Rectangular (W 1' x L: 1' x H: 0')
IES Classification: Type V - Short
BUG Rating: B5 - U0 - G3

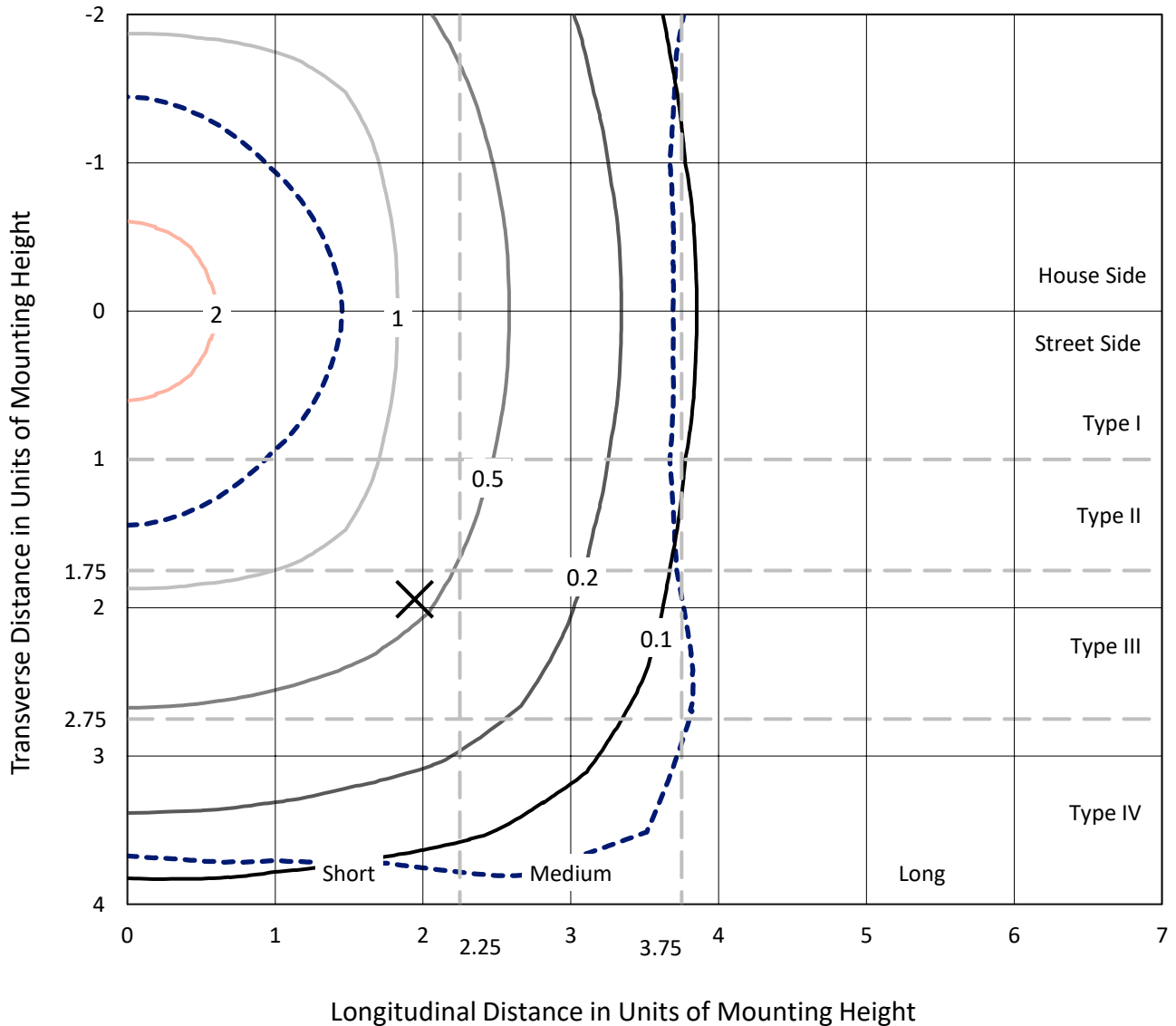
Input Watts (W): 160
Input Voltage (V): NR
Input Current (A_{in}): NR
Voltage Rise (V): NR
Power Factor: NR
Total Harmonic Distortion (THDi): NR
Frequency (hertz): 60
Stabilization Time: NR
Operation Time: NR
Ambient Temperature (°C): NR
Test Distance: 24 FT



REPORT NUMBER: P452628
 CATALOG NUMBER: GLAN-SA3C-760-U-5WQ

Iso-Footcandle Lines of Horizontal Illumination

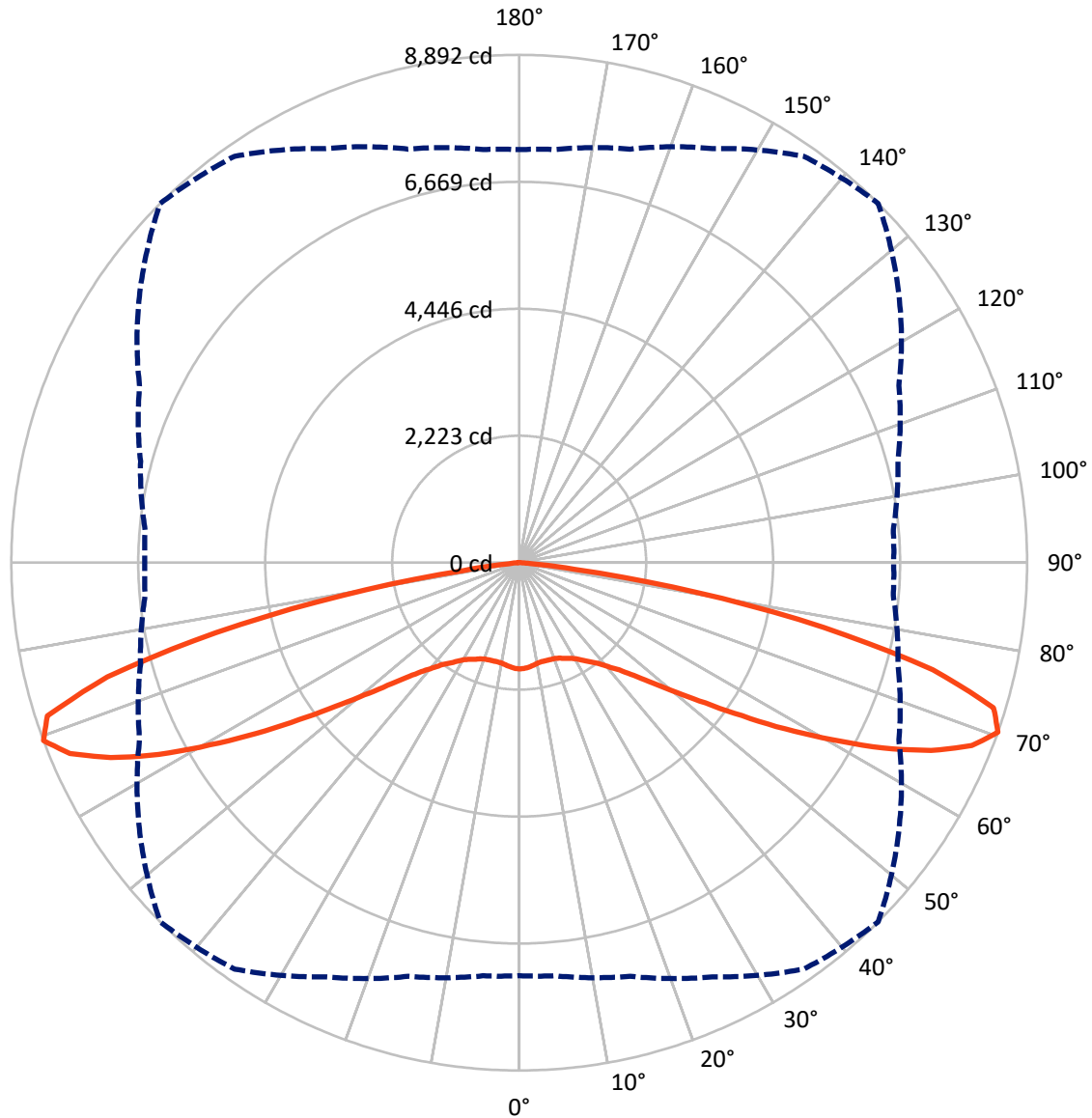
× Max cd
 - - - 1/2 Max cd



Based on 25 foot mounting height. Maximum calculated value = 3 fc
 Type V - Short - N/A

REPORT NUMBER: P452628
CATALOG NUMBER: GLAN-SA3C-760-U-5WQ

Luminous Intensity Polar Plot



— Vertical Plane Through 45-Deg Lateral - - - Horizontal Cone Through 70-Deg Vertical

REPORT NUMBER: P452628

CATALOG NUMBER: GLAN-SA3C-760-U-5WQ

FLUX DISTRIBUTION:

		Downward	Upward	Total
House Side	Lumens	10983.0	0.0	10983.0
	% Fixture	50.0	0.0	50.0
Street Side	Lumens	10983.0	0.0	10983.0
	% Fixture	50.0	0.0	50.0
Total	Lumens	21966.0	0.0	21966.0
	% Fixture	100.0	0.0	100.0

ZONAL LUMENS:

Zone	Lumens	% Fixture
0°-10°	173.9	0.8
10°-20°	509.1	2.3
20°-30°	867.5	3.9
30°-40°	1344.6	6.1
40°-50°	2263.1	10.3
50°-60°	4117.6	18.7
60°-70°	6971.0	31.7
70°-80°	5395.8	24.6
80°-90°	323.3	1.5
90°-100°	0.0	0.0
100°-110°	0.0	0.0
110°-120°	0.0	0.0
120°-130°	0.0	0.0
130°-140°	0.0	0.0
140°-150°	0.0	0.0
150°-160°	0.0	0.0
160°-170°	0.0	0.0
170°-180°	0.0	0.0
0°-90°	21966.0	100.0
0°-180°	21966.0	100.0

Coefficient of Utilization



REPORT NUMBER: P452628

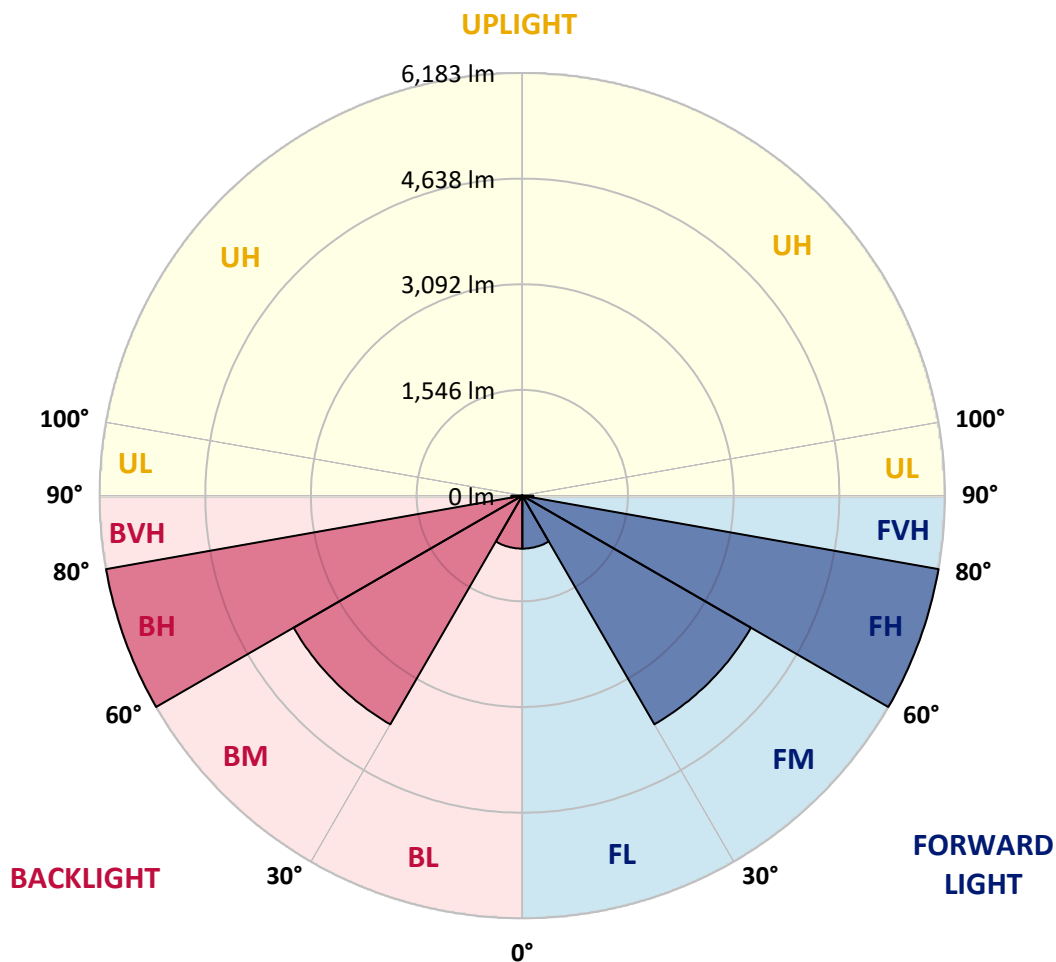
CATALOG NUMBER: GLAN-SA3C-760-U-5WQ

LUMINAIRE CLASSIFICATION SYSTEM LUMEN TABLE AND BUG RATING:

Zone	Lumens	% Fixture	Zone Rating/Lumen Limit		
			B	U	G
FL (0°-30°)	775.3	3.5			
FM (30°-60°)	3862.6	17.6			
FH (60°-80°)	6183.4	28.1			G3/7500
FVH (80°-90°)	161.7	0.7			G2/225
BL (0°-30°)	775.3	3.5	B2/1000		
BM (30°-60°)	3862.6	17.6	B3/5000		
BH (60°-80°)	6183.4	28.1	B5		G3/7500
BVH (80°-90°)	161.7	0.7			G2/225
UL (90°-100°)	0.0	0.0		U0/0	
UH (100°-180°)	0.0	0.0		U0/0	

BUG Rating: B5-U0-G3

Type V Short





REPORT NUMBER: P452628

CATALOG NUMBER: GLAN-SA3C-760-U-5WQ

CANDELA DISTRIBUTION (FULL):

	0°	5°	15°	25°	35°	45°	55°	65°	75°	85°	90°
0°	1859.7	1859.7	1859.7	1859.7	1859.7	1859.7	1859.7	1859.7	1859.7	1859.7	1859.7
2.5°	1855.1	1856.2	1856.2	1853.9	1852.7	1852.7	1851.6	1851.6	1855.1	1856.2	1857.4
5°	1838.8	1838.8	1838.8	1837.6	1835.3	1835.3	1833.0	1833.0	1834.2	1837.6	1835.3
7.5°	1816.8	1819.1	1819.1	1814.4	1811.0	1811.0	1809.8	1811.0	1812.1	1815.6	1814.4
10°	1809.8	1811.0	1805.2	1797.0	1791.2	1787.8	1788.9	1791.2	1797.0	1799.4	1800.5
12.5°	1814.4	1814.4	1804.0	1792.4	1782.0	1777.3	1776.2	1784.3	1794.7	1801.7	1804.0
15°	1820.2	1817.9	1805.2	1790.1	1779.6	1778.5	1777.3	1783.1	1798.2	1812.1	1813.3
17.5°	1823.7	1822.6	1806.3	1787.8	1782.0	1782.0	1780.8	1785.4	1801.7	1819.1	1820.2
20°	1835.3	1831.8	1813.3	1793.6	1788.9	1791.2	1787.8	1793.6	1811.0	1831.8	1836.5
22.5°	1858.5	1855.1	1836.5	1816.8	1814.4	1814.4	1813.3	1819.1	1837.6	1859.7	1863.2
25°	1886.4	1882.9	1865.5	1851.6	1853.9	1858.5	1856.2	1857.4	1872.5	1891.0	1896.8
27.5°	1923.5	1917.7	1902.6	1891.0	1898.0	1898.0	1898.0	1896.8	1906.1	1923.5	1929.3
30°	1968.7	1966.4	1950.2	1949.0	1954.8	1949.0	1949.0	1950.2	1951.3	1967.6	1973.4
32.5°	2027.9	2023.3	2015.1	2012.8	2029.1	2033.7	2017.5	2002.4	2010.5	2026.7	2030.2
35°	2125.4	2118.4	2106.8	2094.0	2106.8	2128.8	2094.0	2082.4	2103.3	2125.4	2127.7
37.5°	2257.6	2254.1	2235.6	2212.4	2211.2	2234.4	2198.4	2197.3	2236.7	2263.4	2266.9
40°	2423.5	2427.0	2403.8	2381.8	2370.1	2388.7	2360.9	2371.3	2409.6	2439.8	2437.4
42.5°	2656.7	2643.9	2608.0	2587.1	2574.3	2567.4	2560.4	2576.7	2619.6	2652.1	2677.6
45°	2929.3	2924.7	2879.4	2853.9	2826.1	2815.6	2813.3	2842.3	2894.5	2934.0	2937.5
47.5°	3237.9	3227.5	3198.5	3171.8	3161.4	3148.6	3137.0	3159.0	3211.2	3239.1	3247.2
50°	3555.8	3558.1	3558.1	3553.5	3563.9	3566.2	3534.9	3543.0	3572.0	3569.7	3567.4
52.5°	3918.9	3931.7	3992.0	3997.8	4047.7	4081.3	4024.5	3990.9	3980.4	3917.8	3922.4
55°	4345.9	4357.5	4447.9	4538.4	4673.0	4729.9	4610.4	4506.0	4431.7	4336.6	4341.2
57.5°	4878.4	4884.2	4970.0	5144.0	5357.5	5490.9	5280.9	5074.4	4923.6	4833.1	4797.1
60°	5451.5	5457.3	5582.6	5794.9	6126.7	6289.1	6029.2	5691.6	5501.3	5363.3	5372.6
62.5°	6139.4	6162.6	6275.2	6567.5	6970.1	7152.2	6807.7	6356.4	6098.8	5927.1	5934.1
65°	6876.1	6915.5	7038.5	7359.9	7731.1	7927.2	7504.9	6984.0	6663.8	6453.8	6475.9
67.5°	7354.1	7388.9	7566.4	7921.4	8384.3	8546.7	8001.4	7394.7	6994.4	6743.8	6697.4
70°	7232.3	7261.3	7497.9	8001.4	8687.1	8892.4	8119.8	7334.4	6863.3	6574.5	6555.9
72.5°	6384.2	6323.9	6669.6	7392.4	8341.3	8685.9	7747.4	6698.6	6105.8	5808.8	5774.0
75°	4231.0	4362.1	4872.6	5724.1	7057.1	7484.0	6612.7	5378.4	4632.4	4385.3	4347.0
77.5°	1414.2	1515.1	1968.7	3244.9	4811.1	5452.6	4818.0	3517.5	2488.5	2004.7	2014.0
80°	374.7	370.1	479.1	892.1	2079.0	3157.9	2420.0	1191.5	652.0	472.2	447.8
82.5°	134.6	150.8	193.7	247.1	551.1	981.5	692.6	334.1	244.8	181.0	175.2
85°	59.2	58.0	83.5	98.6	138.1	183.3	162.4	141.5	124.1	82.4	76.6
87.5°	12.8	12.8	19.7	15.1	24.4	24.4	30.2	36.0	37.1	24.4	19.7
90°	0.0	0.0	0.0	0.0	0.0	0.0	0.0	0.0	0.0	0.0	0.0

(END OF REPORT)